

NAV oversight

valueforfunds.com

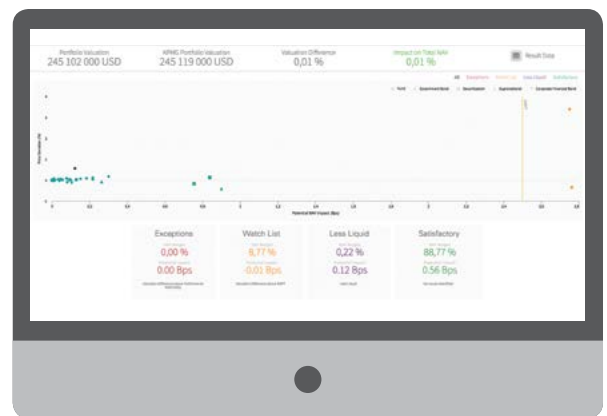
Your NAV oversight can be faster, smarter and better—with iNAV.

With iNAV, our data and analytics tool, you can...

- ...see at a glance where you need to focus your oversight efforts on the NAV during the year.
- ...be comforted by the depth and coverage of the oversight, which uses analytics in all share classes and focuses on exceptions.
- ...have a better chance of identifying potential material NAV computation errors early.
- ...explore portfolio composition, asset allocation and major concentrations in the portfolio in terms of geography, currency and/or credit rating.
- ...compare portfolio valuation to an independent valuation performed using a range of pricing and valuation sources.
- ...monitor the fund's interest / dividend income and NAV proportional fees.



NAV analytics

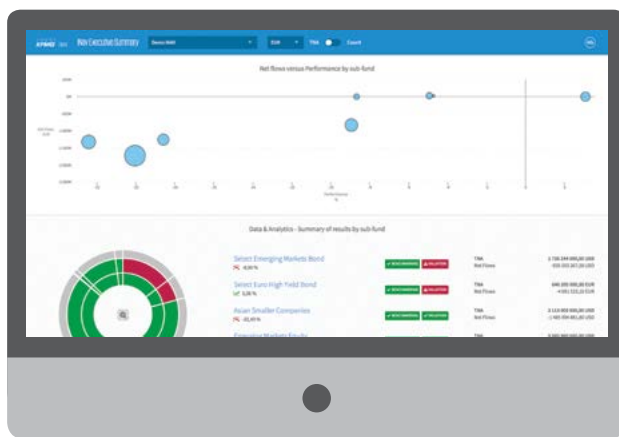


Valuation analytics

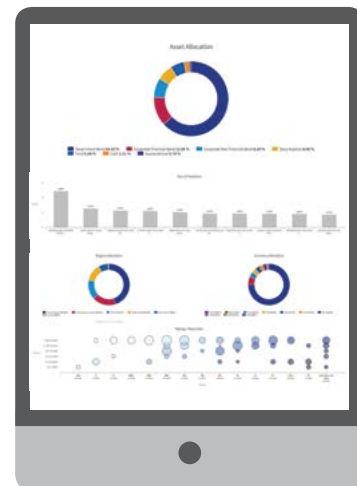
Detailed features

iNAV is a powerful data and analytics tool developed by KPMG to monitor key fund processes. It features:

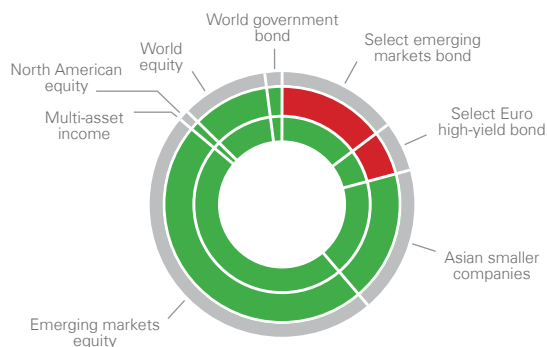
- methodology defined based on international auditing standards
- automation of the whole process, from data collection to report production
- an agile and secure IT platform for web visualisation
- software engineered by KPMG IT programmers and designed by market specialists and experienced auditors
- raw accounting data directly obtained from the administrative agent
- a high level of data security and confidentiality



Portfolio analytics



Board summary



For contact details please go to: valueforfunds.com



© 2018 KPMG International Cooperative ("KPMG International"), a Swiss entity. Member firms of the KPMG network of independent firms are affiliated with KPMG International. KPMG International provides no client services. No member firm has any authority to obligate or bind KPMG International or any other member firm vis-à-vis third parties, nor does KPMG International have any such authority to obligate or bind any member firm. All rights reserved.